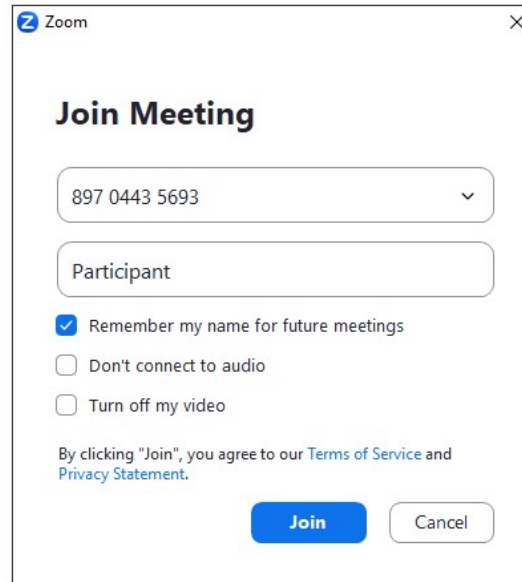


Zoom manual
for MSN-2023 participants

HOW TO JOIN THE MEETING?

STEP 1



The image shows a screenshot of the Zoom application's 'Join Meeting' dialog box. The window title is 'Zoom' with a close button (X) in the top right corner. The main heading is 'Join Meeting'. Below the heading, there is a dropdown menu showing the meeting ID '897 0443 5693'. Underneath is a text input field containing the name 'Participant'. There are three checkboxes: 'Remember my name for future meetings' (checked), 'Don't connect to audio' (unchecked), and 'Turn off my video' (unchecked). At the bottom, there is a line of text: 'By clicking "Join", you agree to our [Terms of Service](#) and [Privacy Statement](#).' Below this text are two buttons: a blue 'Join' button and a grey 'Cancel' button.

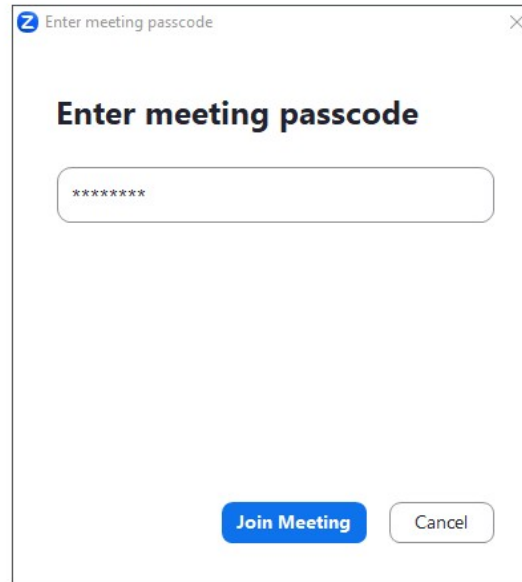
After you click on the link received from organizers
Zoom application will open.

Enter your surname and name into the text field.

Press the button «**Join**».

HOW TO JOIN THE MEETING?

STEP 2



A screenshot of a dialog box titled "Enter meeting passcode". The dialog box has a close button (X) in the top right corner. The main heading is "Enter meeting passcode". Below the heading is a text input field containing seven asterisks (*****). At the bottom of the dialog box, there are two buttons: "Join Meeting" (a blue button) and "Cancel" (a white button with a grey border).

Enter the meeting password.

HOW TO JOIN THE MEETING?


STEP 3



Wait for confirmation from the conference organizers.

HOW TO JOIN THE MEETING?


STEP 4



Congratulations! Now you can listen to the conference talks. Please, keep in mind that your camera and microphone will be switched off.

HOW TO OBSERVE THE LIST OF PARTICIPANTS?


STEP 1



In order to observe the list of all the online conference participants, press the button **“Participants”**.

HOW TO ASK A QUESTION?

STEP 1




If a speaker does not have time to answer the questions, you can write your question in the chat and the speaker will answer you later.

To open the chat press the button «**Chat**».

HOW TO ASK A QUESTION?


STEP 2



If you want to ask a question by voice, press the button «**Raise hand**».

HOW TO ASK A QUESTION?

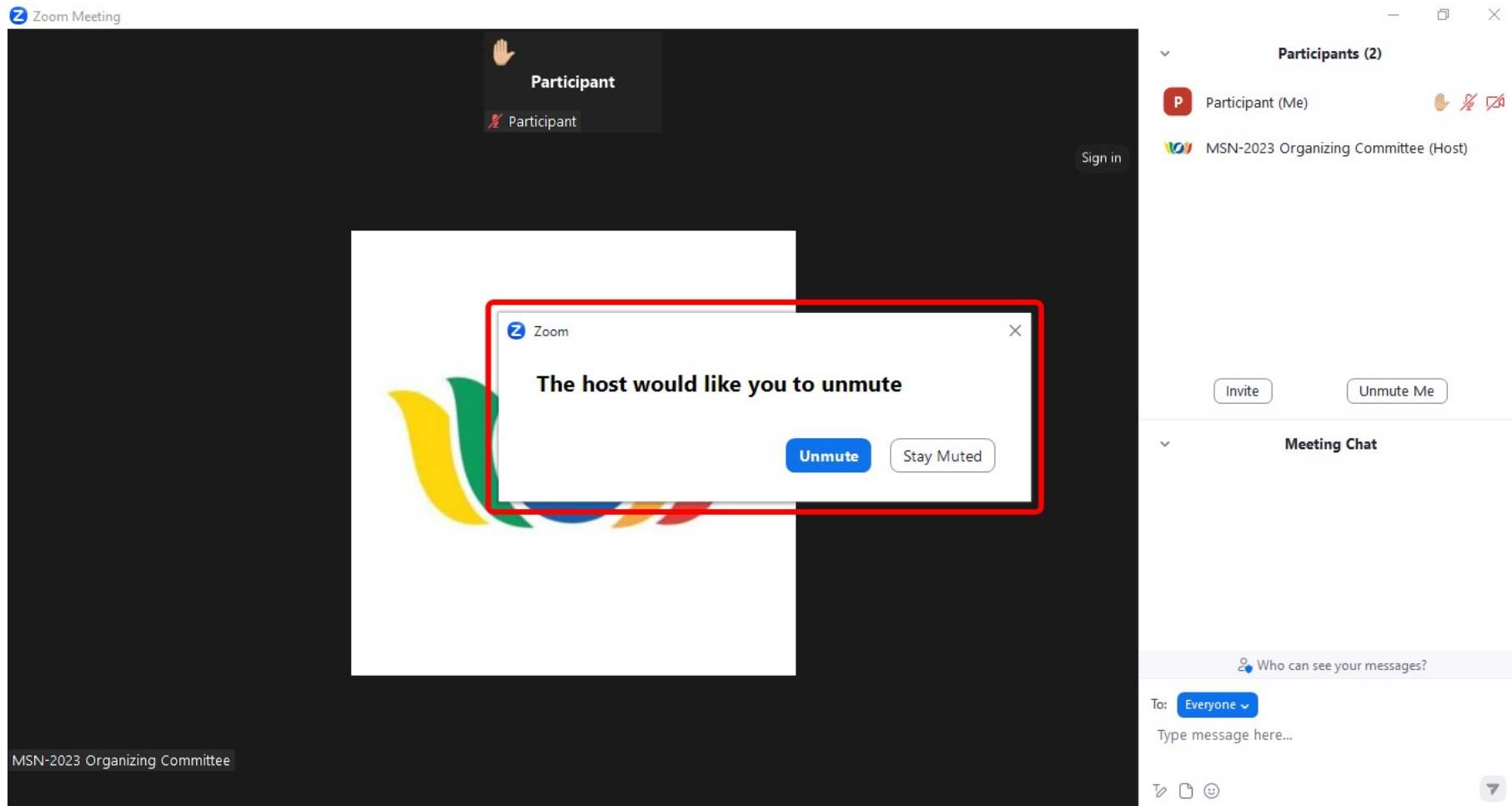
STEP 3



Note that there will appear the same 'hand' sign near your name in the list of participants.

HOW TO ASK A QUESTION?

STEP 4

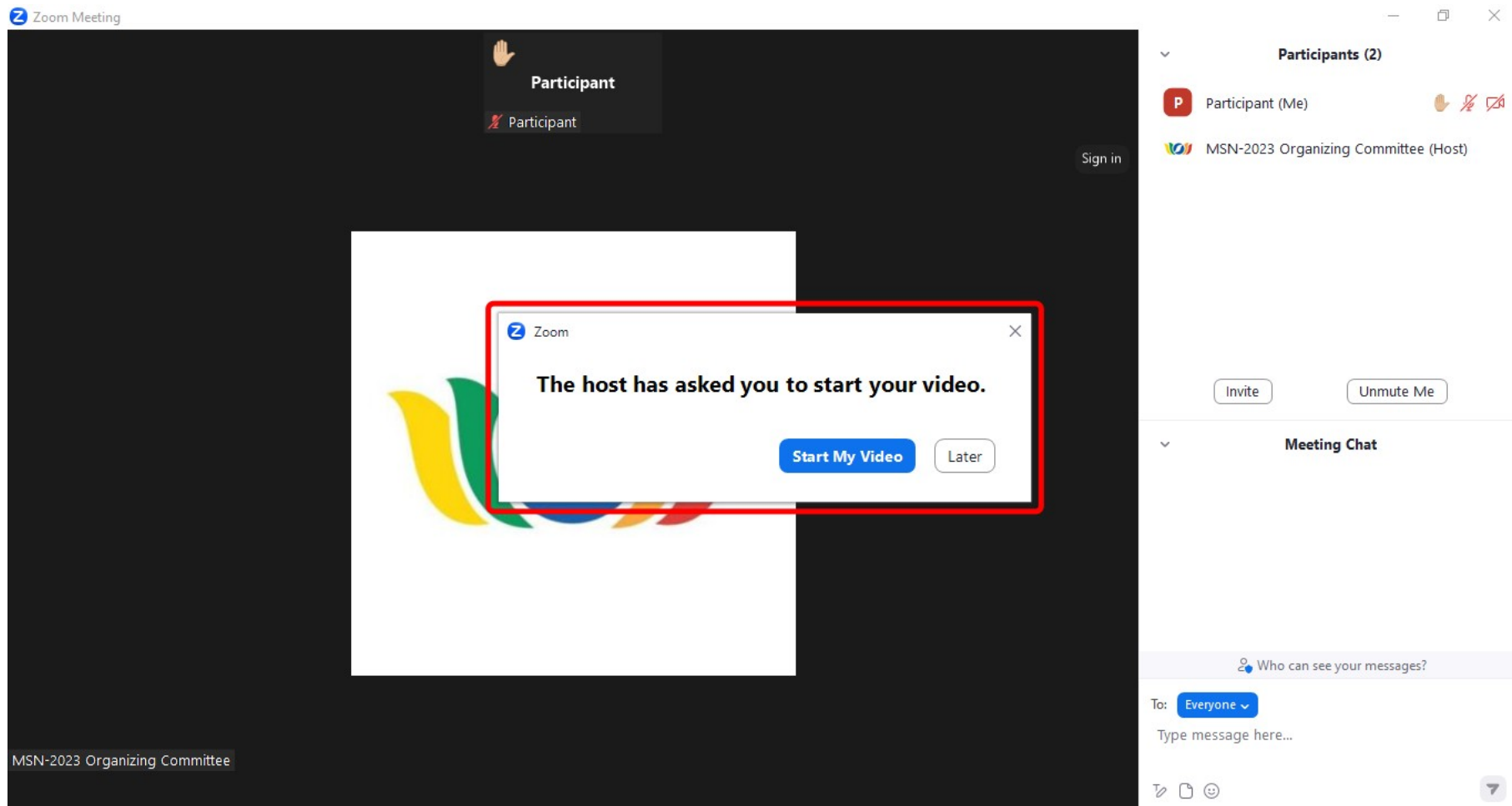


When it is your turn, organizers will send you a request to unmute your microphone.

Press the button «**Unmute**» and ask a question.

HOW TO ASK A QUESTION?

STEP 5



Organizers also will send you a request to start your video, so that the participants could see you. You can accept or decline this request.